

CLASS B&C

This range of SCEC endorsed cabinets has been developed with the usual innovative design that customers have come to expect from MFB Products.

The Class B and Class C Cabinets are constructed using state of the art techniques made possible by MFB's commitment to utilising the latest manufacturing machinery.

MFB's Class B and Class C Cabinets are endorsed by the security Construction and Equipment Committee for the protection of classified material. In accordance with the specifications, Class C 19" Rack Security Container – 13th June 2014 and Class B 19" Rack Security Container – 13th June 2014.

This includes the endorsed Bilock System for Class C and the KABA combination lock system for the Class B Cabinets.

The frame is a fully welded construction using Galvaneal steel with a durable powder coat finish.

Each cabinet has the option to be tailored to your specific requirements whilst still providing a SCEC compliance enclosure. Floor standing, wall mounted, multi compartment styles are now approved for supply.

The venting provided maximises airflow with strict compliance to the SCEC standards, and in conjunction with its patent locking system, MFB's Class B & C doors have one the largest venting areas permitted of any SCEC approved enclosure on the market.

Available in standard heights of 12RU, 18RU, 27RU, 39RU and 45RU. Widths of 600w and 800w and depths of 600d, 800d, 900d, 1000d and 1200mm.

Cabinets bayed together do not need adjoining side panels. Cabinets bayed together via SCEC endorsed baying up kits.

Each cabinet comes standard with adjustable mounting angles front and rear with added cable entry points and provisions for optional fans in the doors and top/bottom frames.





Class B
Glazed Door



Class B
Non Vented Metal Door



Class C
Non Vented Metal Door



Class C
Vented Metal Door

FEATURES

- Doors are hung on multiple hinges and secured in the closed position by SCEC endorsed locking systems for both Class C and Class B configurations
- Individually serialized name plate
- Fully adjustable mounting angles front and rear finished in powder coat black
- Integrated plinth
- SCEC endorsed cable entry points
- Removable side panels secured from within the cabinet
- Levelling Feet
- Designed to be bayed together with other Class B and Class C Cabinets
- Powder Coat Finish with a choice of colours

CONSTRUCTION AND FINISH

The cabinet components are fabricated from galvaneal steel and are powder coated prior to assembly to ensure accurate distortion free reproduction. These cabinets are constructed using modern assembly techniques, and are fully welded.







STANDARD CONFORMANCE

All standard 19" cabinets generally conform to IEC 60297 19" standard. The Class B & Class C cabinets also conform to SCEC specifications, Class C 19" Rack security Container Specifications 13th June 2014.

OPTIONS

- Roof & Floor mount fan unit with 4 or 6 fans
- Doors include plain, vented and glazed
- Door fan units for both 600w and 800w wide cabinets
- Castors can be fitted within the plinth
- Thermostatically controlled fans available
- Vented Side Panels
- Seifert precision air conditioner system can be fitted
- SCEC endorsed baying up kits
- Wall mountable
- Additional cable access holes
- Maximised venting
- Split multi compartment design

FINISH

- | | |
|--|--|
|  APO Grey Ripple |  IBM Blue Ripple |
|  Light Grey Ripple |  Gypsy Beige Ripple |
|  Charcoal Grey Ripple |  Sable Black TX |

Other colours available on request

While MFB offer a large range of standard size cabinets, special sizes are available. Please discuss your needs with one of our sales representatives.

PART NUMBERS

CLASS B ENCLOSURES

RU	HEIGHT	DEPTH	600 WIDE	WEIGHT	800/19" WIDE	WEIGHT
12	730	600	05000-201	88	05000-230	113
		800	05000-206	102	05000-235	128
		900	05000-211	122	05000-240	147
		1000	05000-216	129	05000-245	154
		1200	05000-221	142	05000-251	167
18	997	600	05000-202	98	05000-231	123
		800	05000-207	119	05000-236	144
		900	05000-212	129	05000-241	154
		1000	05000-217	140	05000-246	165
		1200	05000-222	151	05000-252	176
27	1397	600	05000-203	103	05000-232	127
		800	05000-208	131	05000-237	156
		900	05000-213	144	05000-242	169
		1000	05000-218	155	05000-247	180
		1200	05000-223	166	05000-253	191
39	1930	600	05000-204	116	05000-233	141
		800	05000-209	145	05000-238	170
		900	05000-214	158	05000-243	184
		1000	05000-219	170	05000-248	195
		1200	05000-224	181	05000-254	206
45	2197	600	05000-205	143	05000-234	167
		800	05000-210	163	05000-239	188
		900	05000-215	174	05000-244	199
		1000	05000-220	185	05000-249	210
		1200	05000-225	196	05000-255	221

CLASS C ENCLOSURES

RU	HEIGHT	DEPTH	600 WIDE	WEIGHT	800/19" WIDE	WEIGHT
12	730	600	05000-260	88	05000-290	113
		800	05000-265	102	05000-295	128
		900	05000-270	122	05000-300	147
		1000	05000-275	129	05000-305	154
		1200	05000-280	142	05000-310	167
18	997	600	05000-261	98	05000-291	123
		800	05000-266	119	05000-296	144
		900	05000-271	129	05000-301	154
		1000	05000-276	140	05000-306	165
		1200	05000-281	151	05000-311	176
27	1397	600	05000-262	103	05000-292	127
		800	05000-267	131	05000-297	156
		900	05000-272	144	05000-302	169
		1000	05000-277	155	05000-307	180
		1200	05000-282	166	05000-312	191
39	1930	600	05000-263	116	05000-293	141
		800	05000-268	145	05000-298	170
		900	05000-273	158	05000-303	184
		1000	05000-278	170	05000-308	195
		1200	05000-283	181	05000-313	206
45	2197	600	05000-264	143	05000-294	167
		800	05000-269	163	05000-299	188
		900	05000-274	174	05000-304	199
		1000	05000-279	185	05000-309	210
		1200	05000-284	196	05000-314	221

Weights are for frame, sides, two metal doors and mounting angles. Custom sizes available.

ACCESSORIES

Doors - Class B

TYPE	RU	600 WIDE	800 WIDE
Glazed	12	05003-221	05003-226
	18	05003-222	05003-227
	27	05003-223	05003-228
	39	05003-224	05003-229
	45	05003-225	05003-230
Non Vented Metal	12	05003-201	05003-211
	18	05003-202	05003-212
	27	05003-203	05003-213
	39	05003-204	05003-214
	45	05003-205	05003-215
Vented Metal	12	05003-206	05003-216
	18	05003-207	05003-217
	27	05003-208	05003-218
	39	05003-209	05003-219
	45	05003-210	05003-220

Side Panels

RU	DEPTH	PLAIN	VENTED
12	600	05002-201	05002-230
	800	05002-206	05002-235
	900	05002-211	05002-240
	1000	05002-216	05002-245
	1200	05002-221	05002-250
18	600	05002-202	05002-231
	800	05002-207	05002-236
	900	05002-212	05002-241
	1000	05002-217	05002-246
	1200	05002-222	05002-251
27	600	05002-203	05002-232
	800	05002-208	05002-237
	900	05002-213	05002-242
	1000	05002-218	05002-247
	1200	05002-223	05002-252
39	600	05002-204	05002-233
	800	05002-209	05002-238
	900	05002-214	05002-243
	1000	05002-219	05002-248
	1200	05002-224	05002-253
45	600	05002-205	05002-234
	800	05002-210	05002-239
	900	05002-215	05002-244
	1000	05002-220	05002-249
	1200	05002-225	05002-254

Rear Panels

RU	WIDTH	CODE
12	600	05014-01
	800	05014-06
18	600	05014-02
	800	05014-07
27	600	05014-03
	800	05014-08
39	600	05014-04
	800	05014-09
45	600	05014-05
	800	05014-10

Doors - Class C

TYPE	RU	600 WIDE	800 WIDE
Glazed	12	05003-260	05003-265
	18	05003-261	05003-266
	27	05003-262	05003-267
	39	05003-263	05003-268
	45	05003-264	05003-269
Non Vented Metal	12	05003-240	05003-250
	18	05003-241	05003-251
	27	05003-242	05003-252
	39	05003-243	05003-253
	45	05003-244	05003-254
Vented Metal	12	05003-245	05003-255
	18	05003-246	05003-256
	27	05003-247	05003-257
	39	05003-248	05003-258
	45	05003-249	05003-259

Bay Up Kit

RU	DEPTH	CODE
12	600	05010-10
	800	05010-11
	900	05010-12
	1000	05010-13
	1200	05010-14
18	600	05010-15
	800	05010-16
	900	05010-17
	1000	05010-18
	1200	05010-19
27	600	05010-20
	800	05010-21
	900	05010-22
	1000	05010-23
	1200	05010-24
39	600	05010-25
	800	05010-26
	900	05010-27
	1000	05010-28
	1200	05010-29
45	600	05010-30
	800	05010-31
	900	05010-32
	1000	05010-33
	1200	05010-34

Castor Wheel Kit

TYPE	CODE
Standard	05012-01

Door Fan Units

TYPE	UNITS	RU	600 WIDE	800 WIDE
With Speed Controller	Single	12	05008-201	-
		18	05008-202	-
		27	05008-203	-
		39	05008-204	-
		45	05008-205	-
	Double	12	-	05008-211
		18	-	05008-212
		27	-	05008-213
		39	-	05008-214
		45	-	05008-215
With Speed Controller & Thermo	Single with Blank	12	-	05008-206
		18	-	05008-207
		27	-	05008-208
		39	-	05008-209
		45	-	05008-210
	Double	12	-	05008-216
		18	-	05008-217
		27	-	05008-218
		39	-	05008-219
		45	-	05008-220
Single with Blank	12	-	05008-226	
	18	-	05008-227	
	27	-	05008-228	
	39	-	05008-229	
	45	-	05008-230	
Double	12	-	05008-221	
	18	-	05008-222	
	27	-	05008-223	
	39	-	05008-224	
	45	-	05008-225	

Fan Unit for Roof / Floor

FANS	INCLUDES	CODE
2	-	05009-03
4	-	05009-04
6	-	05009-05
2	Thermostat	05009-12
4	-	05009-13
6	-	05009-14
2	Speed Controller & Thermo	05009-06
4	-	05009-07
6	-	05009-08