

RFI/EMI SHIELDED CABINETS

This range of purpose built enclosures have been developed to meet the stringent requirements for RFI / EMI Shielding.

MFB RFI / EMI enclosures are 3rd party tested and can provide electromagnetic attenuation levels better than 80dB to signals between 10KHz and 1GHz



FEATURES

Dust & Moisture	IP55 Sealed, fitted with Metal Impregnated Shielding Gaskets incorporating water & dust sealing capability
Frame	Fully welded construction, 1000kg rated
Filter Housing	In the base of the cabinet accommodates the AC mains RF filters, with access through an internal removable cover
Safety Cover	Protects the mains terminal on the exterior
Venting	Provided through fully gasketed honey-comb RF filters, additional airflow can be increased by the addition of a fan unit* *Cabinet will no longer meet the IP55 dust and moisture standard.
Doors	Fitted with wind stops Concealed multipoint hinges Protected multipoint locking system Lift and swing handle with key lock LH to RH reversible 180° swing *6RU & 12RU are fitted with single point locking
Mounting Angles	Adjustable front & rear

OPTIONS

Line Entry¹	Through in-line filters, usually fitted with a shortened rear door option.
Fibre Optic Port	100mm dia, 61 x 7mm holes Can be customised
Acrylic Viewing Port	Fitted to the cabinet doors Includes a black steel mesh shield, which becomes near invisible when back lit by a video monitor, indicator lamps, etc. However, some down grading of the shielding effectiveness may occur and the port should be made as small as possible to minimise this loss.
Gear Trays	Fitted inside the rear of the cabinet Full height or partial Finished in white or international orange baked enamel Fabricated from 3.0mm aluminium
Plinth	90mm high Cable entry provisions front & rear Bolt down brackets to secure to the floor Levelling feet Plain or vented
Lifting Eye Bolts¹	Standard - 400kg Vertical Lift Rated
Weather Hood	For added protection

¹ This must be requested at time of ordering



Customisation is available (e.g. special punching requirements, brackets and sizing) but may require a longer lead time. Individual testing and full certification can be provided at an additional cost on request

FINISH

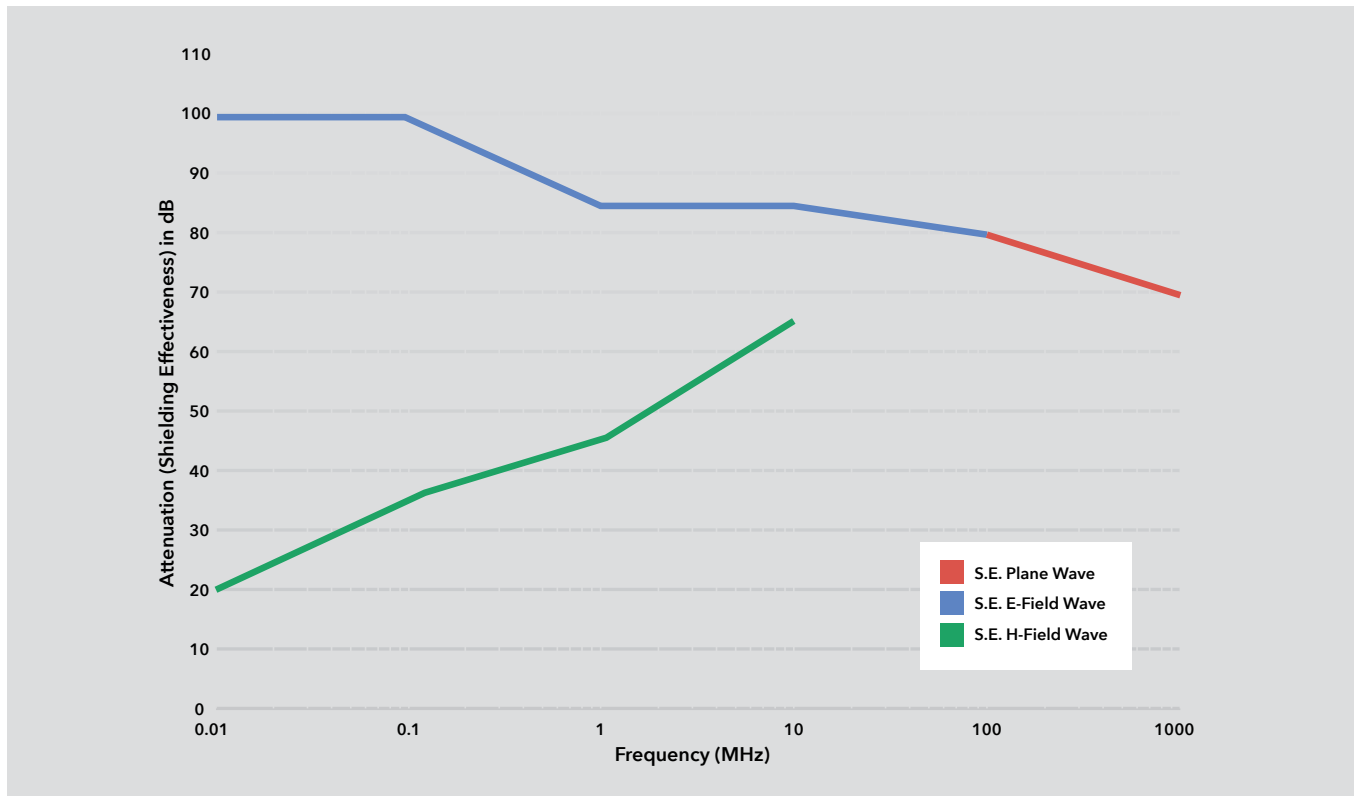
Material	Steel
Pre Treatment	Galvanneal Zinc Seal Steel
Finish	Powder Coated
Doors	Nickel Plated Masked & powder coated
Frame and Panels	All components have a zinc phosphate pre-treatment prior to powder coating. <div style="display: flex; flex-direction: column; gap: 5px;"> <div> 34002-44 Sable Black</div> <div> 34002-60 Monument</div> <div> 34002-61 Deep Ocean</div> <div> 34002-62 Dune</div> <div> 34002-63 Paperbark</div> <div> 34002-64 White</div> </div>

STANDARD CONFORMANCE

IEC 60297	International Electrotechnical Commission Standards for 19" Racking
IEEE299-2006	Standard Method for Measuring the Effectiveness of Electromagnetic Shielding Enclosures
IP55 Rating	Dust and Moisture proof
MIL-STD-285	Specified RF attenuation



MFB RF ENCLOSURE: MODEL 39RU 600WX600D PART NO. 02291-07



WORKING WITH AN EXPERIENCED AND TRUSTED TEAM.

With over 40 years experience in the manufacture of Electromagnetic Interference (EMI) and Radio Frequency Interference (RFI) shielded enclosures, MFB offer the complete turn key solution to your RF shielding needs, from design, to manufacture/fabrication and testing.

Our strengths are product design and development at a collaborative level with our clients, and customers have the

assurance they are partnering with a team that is trained in all aspects of high level shielding, and how enclosures will react differently to changes in the design and construction. Understanding construction properties for different frequencies is a critical aspect and having proven manufacturing methods means all RF enclosures will perform exactly how the customer wanted.

FRAME

DIMENSIONS RU	OVERALL HEIGHT	TOTAL DEPTH	600MM WIDE				800MM WIDE			
			1 DR	KG	2 DR	KG	1 DR	KG	2 DR	KG
6	477	450	02290-13	39	02291-13	44	02292-01	42	02293-01	45
		600	02290-14	45	02291-14	50	02292-07	48	02293-07	51
		800	02290-15	54	02291-15	59	02292-13	57	02293-13	59
12	743	450	02290-16	50	02291-16	56	02292-02	54	02293-02	58
		600	02290-17	65	02291-17	71	02292-08	69	02293-08	77
		800	02290-18	65	02291-18	73	02292-14	71	02293-14	74
18	1010	450	02290-01	65	02291-01	73	02292-03	70	02293-03	77
		600	02290-05	73	02291-05	81	02292-09	78	02293-09	77
		800	02290-09	84	02291-09	92	02292-15	89	02293-15	94
27	1410	450	02290-02	86	02291-02	97	02292-04	93	02293-04	100
		600	02290-06	97	02291-06	108	02292-10	104	02293-10	110
		800	02290-10	111	02291-10	122	02292-16	118	02293-16	123
39	1944	450	02290-03	114	02291-03	129	02292-05	124	02293-05	134
		600	02290-07	128	02291-07	143	02292-11	138	02293-11	147
		800	02290-11	146	02291-11	161	02292-17	156	02293-17	164
45	2210	450	02290-04	128	02291-04	144	02292-06	139	02293-06	150
		600	02290-08	143	02291-08	159	02292-12	154	02293-12	164
		800	02290-12	163	02291-12	179	02292-18	174	02293-18	183

Weights include plinth and 2 metal doors

ACCESSORIES



AIR VENTS

Honeycomb air filters are usually fitted to top and base of rack. Other locations include doors and sides.

DESCRIPTION	CODE
100 x 300	03298-01



FIBRE OPTIC PORT

60 way x 7mm dia. Fibre Optic Wave Guide Ports.

Various ports are available to suit a variety of cables. Other diameter holes may be specified.

DESCRIPTION	CODE
61 x 7mm holes	03299-01
Blanking Plate	03299-02



GLAND PLATES

To suit opening
200 x 50mm
Shielded

DESCRIPTION	CODE
Nickel Plated	12189-03



SECURITY / LOCKING

Low profile lift and swing handles are fitted standard to all larger cabinets, this handle is coupled to a roller type multipoint lock. The entire lock system is external to the shielded area.

For added security, BiLocks or Abloy locks can be added.



MAINS FILTER ASSEMBLY

A.C. mains RF filters are enclosed in a protective housing mounted in the cabinet base and provided with an external wiring cover.

AMP	CODE
5	02294-04
10	02294-05
20	02294-06



EXTERNAL ROOF FAN UNIT

Shielded fan unit allowing greatly improved airflow within the rack. Can be fully operated from outside.

DEPTH	CODE
450	02043-05
600	02043-06
800	02043-07



VIEWING PORT

Blackened stainless steel mesh laminated between acrylic sheets allowing viewing of componentry. Customised for individual requirements. (Minimum size required to maintain RFI integrity.)

Please discuss your requirements with our sales staff.



LIFTING EYE BOLT

Forged steel and come with an M10 thread and a galvanised plated finish. These certified 250kg each load capacity eye bolts should be specified at time of ordering and for safe lifting spreader bars should always be used.

Refer to General Notes on inside back cover.

TYPE (SET OF 4)	CODE
S2005 RFI	03033-05

MFB can arrange EMI/EMC Test procedures via third party accreditation test labs. Price for testing on application.